

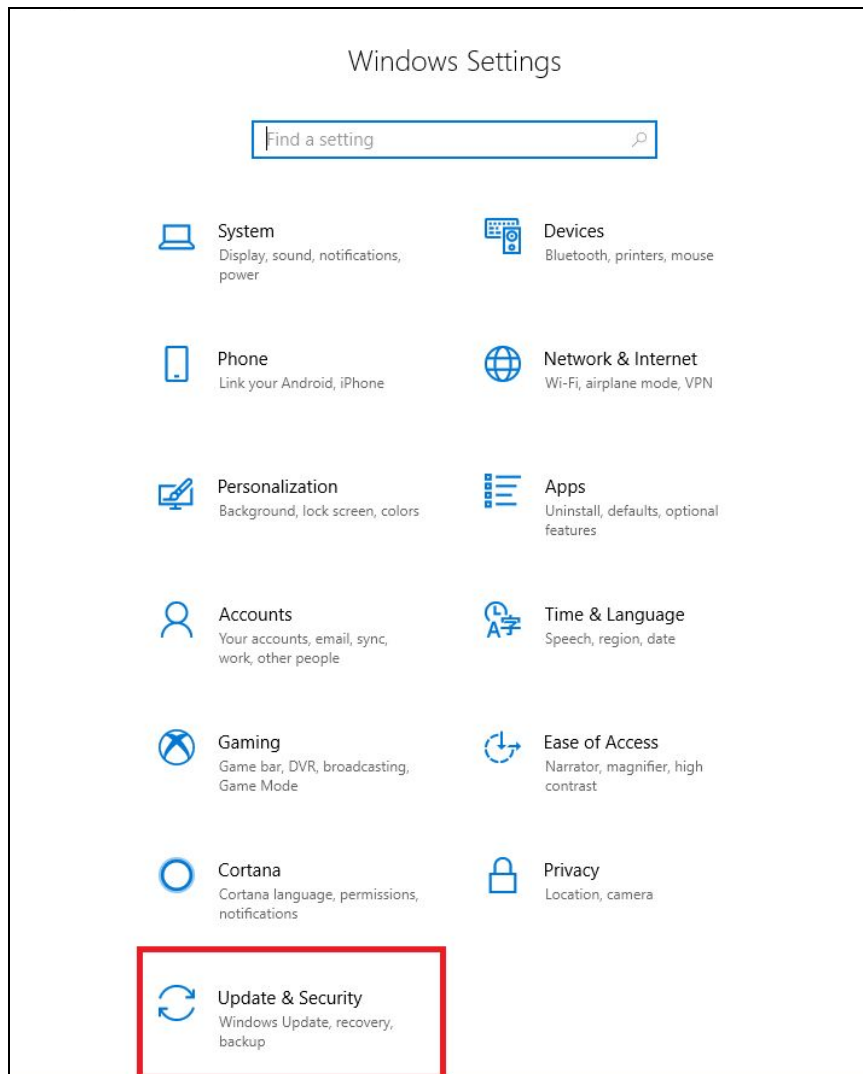
MSSND #1: Patching and Updates

Updates

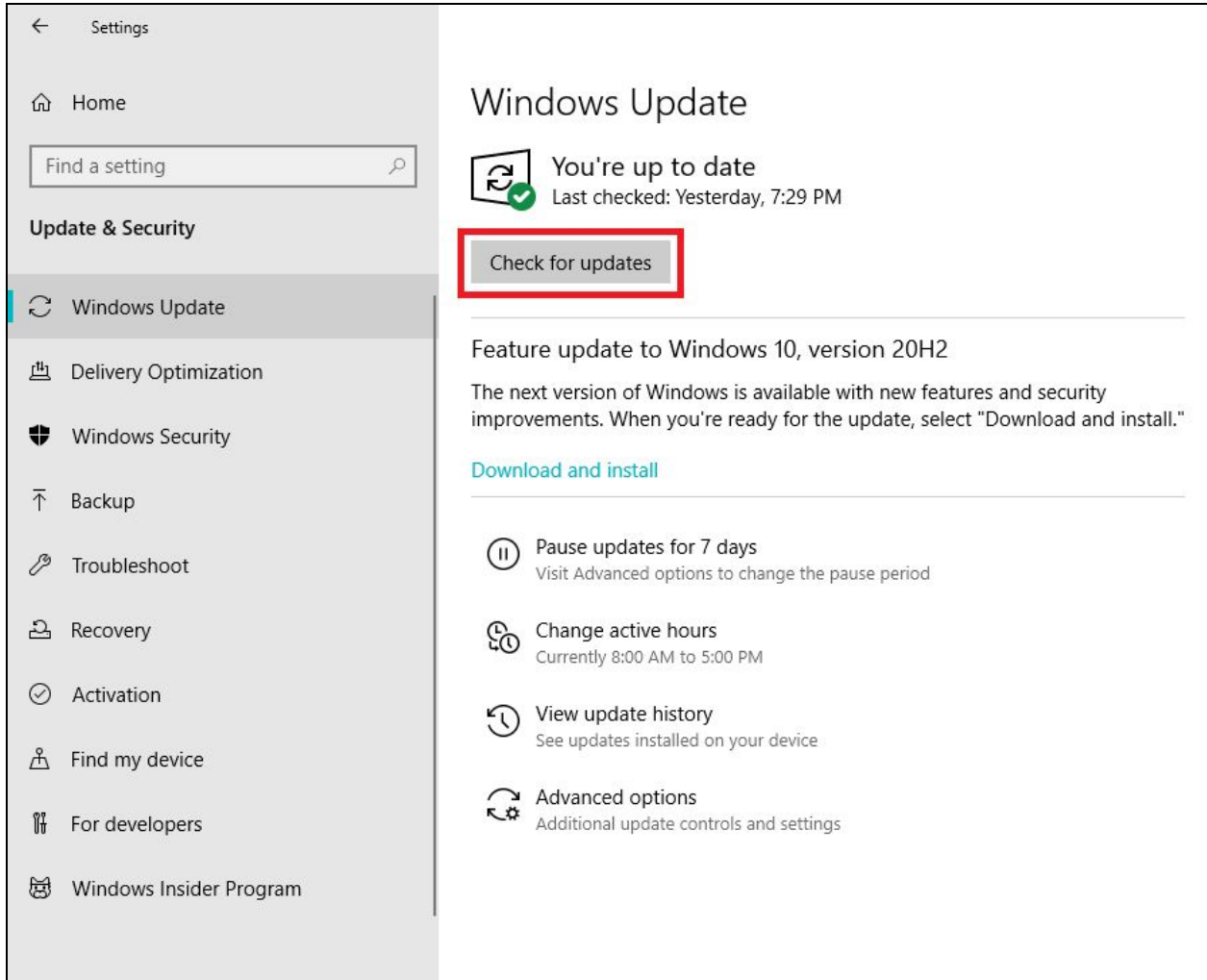
Windows

Instructions for manually checking for updates.

1. Settings > Update & Security

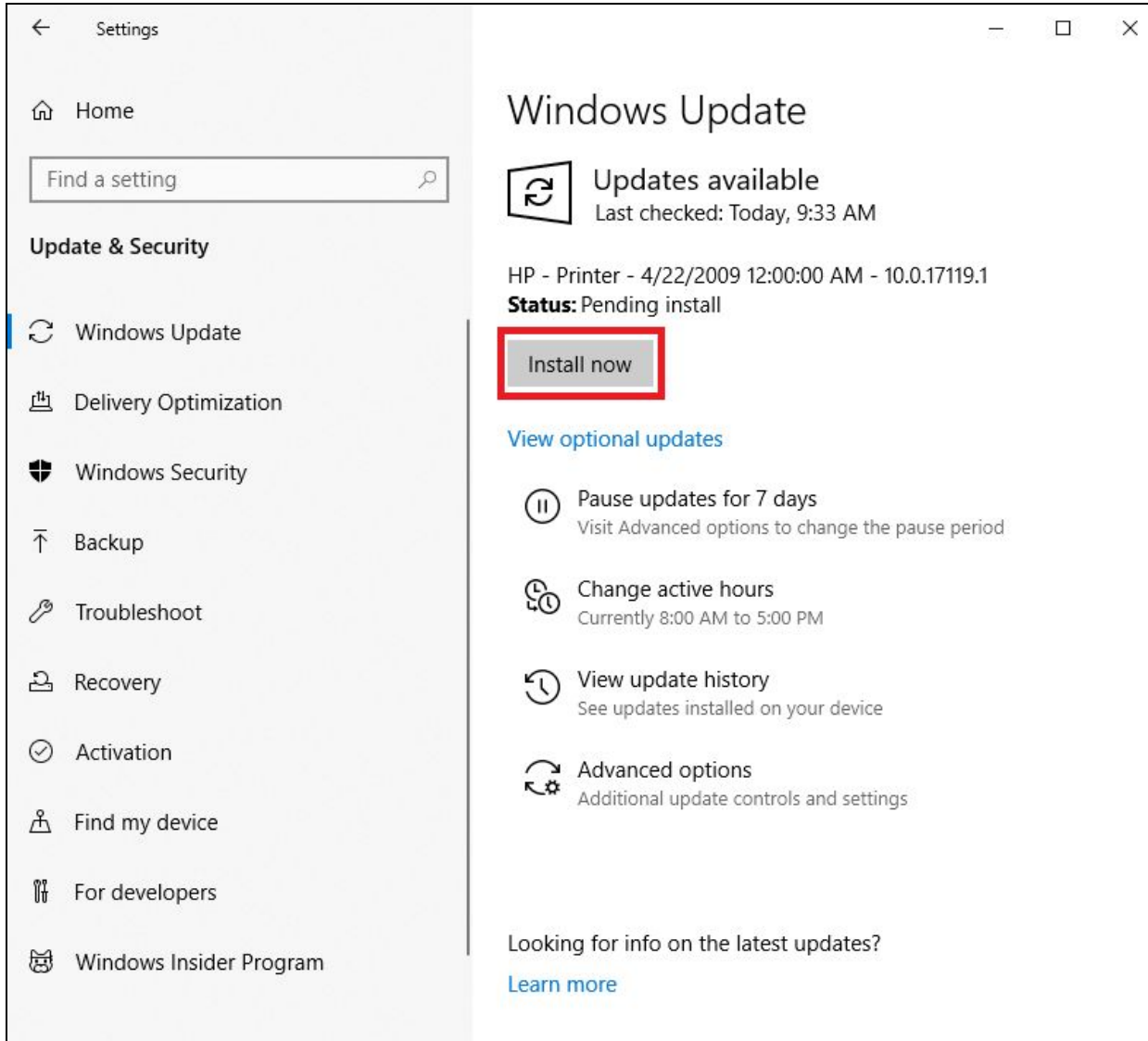


2. Select Check for Updates



The screenshot shows the Windows Settings application. On the left is a navigation pane with the following items: Settings, Home, Find a setting (search bar), Update & Security, Windows Update (selected), Delivery Optimization, Windows Security, Backup, Troubleshoot, Recovery, Activation, Find my device, For developers, and Windows Insider Program. The main content area is titled 'Windows Update' and displays the status 'You're up to date' with a green checkmark icon and the text 'Last checked: Yesterday, 7:29 PM'. Below this, a 'Check for updates' button is highlighted with a red rectangular box. Underneath the button, there is a section for 'Feature update to Windows 10, version 20H2' with the text: 'The next version of Windows is available with new features and security improvements. When you're ready for the update, select "Download and install."' followed by a blue link 'Download and install'. At the bottom of the main area, there are five options: 'Pause updates for 7 days' (with a pause icon), 'Change active hours' (with a clock icon), 'View update history' (with a clock icon), and 'Advanced options' (with a gear icon).

3. Install now



The screenshot shows the Windows Settings application. On the left, the 'Update & Security' section is expanded, and 'Windows Update' is selected. The main pane displays the 'Windows Update' settings. At the top, it says 'Updates available' and 'Last checked: Today, 9:33 AM'. Below this, it lists a device: 'HP - Printer - 4/22/2009 12:00:00 AM - 10.0.17119.1' with a status of 'Pending install'. A red rectangular box highlights the 'Install now' button. Below the button, there are several options: 'View optional updates', 'Pause updates for 7 days', 'Change active hours', 'View update history', and 'Advanced options'. At the bottom, there is a link to 'Learn more'.

Settings

Home

Find a setting

Update & Security

- Windows Update
- Delivery Optimization
- Windows Security
- Backup
- Troubleshoot
- Recovery
- Activation
- Find my device
- For developers
- Windows Insider Program

Windows Update

Updates available
Last checked: Today, 9:33 AM

HP - Printer - 4/22/2009 12:00:00 AM - 10.0.17119.1
Status: Pending install

Install now

[View optional updates](#)

- [Pause updates for 7 days](#)
Visit Advanced options to change the pause period
- [Change active hours](#)
Currently 8:00 AM to 5:00 PM
- [View update history](#)
See updates installed on your device
- [Advanced options](#)
Additional update controls and settings

Looking for info on the latest updates?
[Learn more](#)